



Tame Your New OS X Lion with Paragon's Latest Optimization Tools

Tame Your New OS X Lion with Paragon's Latest Optimization Tools

Mac users strive to get the most from their latest hardware and software. Apple solutions are generally well written, and if you do encounter issues they are often easily and painlessly resolved. Here we discuss a few Mac peculiarities you may encounter with the latest OS X Lion, and of course, some simple tips for their resolution.

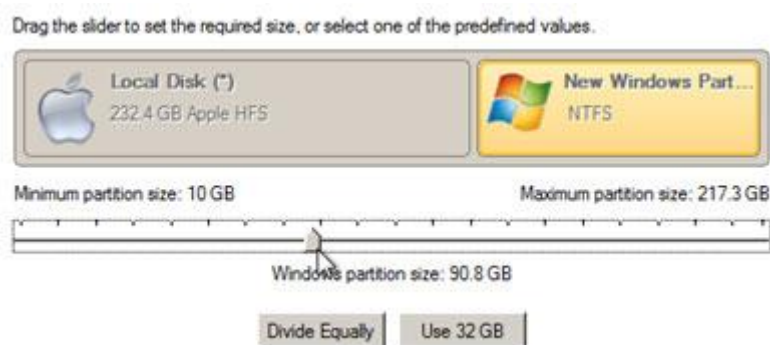
Want to Resize a Partition in BootCamp? Keep in mind the Recovery Volume!

OS X Lion has a new feature - Lion Recovery. With a few clicks you can now reinstall the system or recover your data without booting any special environments. All the tools are placed on this bootable volume. The same feature was implemented in Windows several years ago.

However, this handy feature loses its simplicity when partitioning Mac's disk drive (SSD). Now you have the following volumes on your disk: EFI volume, system volume and the Recovery volume. Things even get uglier if you have a dual-system Mac with Windows since Microsoft partitions are placed after the recovery volume.

These issues with volumes and partitions are not a problem if used with default settings. It becomes painful when you decide to change the volume layout. For example, you need to extend either HFS or NTFS volume, and then redistribute space between them which involves shrinking one volume, moving the recovery volume and extending yet another one - too many operations.

You can do all of the above in one click using Paragon CampTune 9.5. Just drag the border of one volume and the others will be moved and resized as well.



NTFS on Mac – Simplicity Achieved

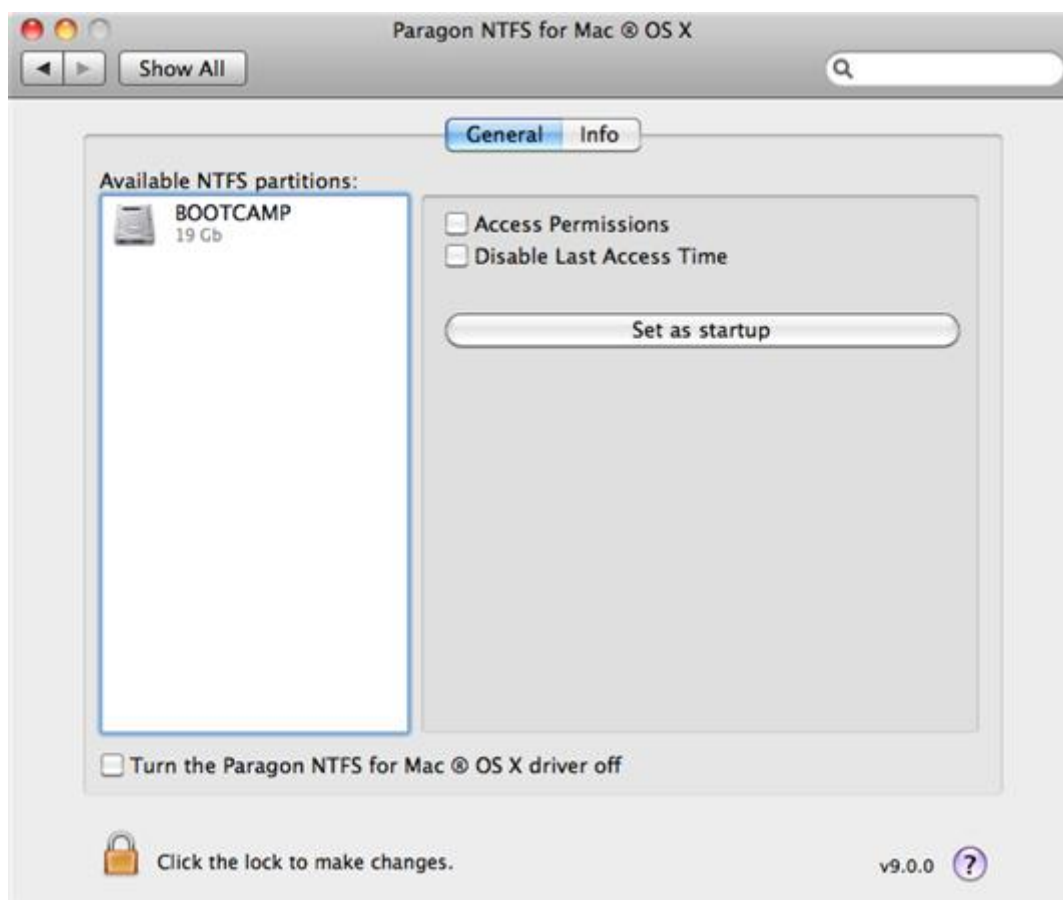
Since Mac's use the same hardware as PC's, you can easily create a dual-system configuration on your laptop or desktop and work in two environments. Virtual machines, flash cards, and hard disk drives may also contain NTFS volumes you need to access. With OS X Lion there was a chance that it would contain NTFS write support, but you can only read data on NTFS volumes on a Mac.

Accessing, reading and writing files on NTFS volumes on your Mac is now simple and convenient. Paragon's NTFS for Mac OS X driver fully supports Mac OS X in both 32/64 bit modes, providing access to NTFS volumes as fast as OS X does with HFS+, using as little system resources as possible and also fits into the OS X glossy interface. The program settings and options were moved to the Preference Pane instead of being spread over different utilities.

Previously, if you moved files to a NTFS volume on your Mac, the system added supplementary files due to the fact that Mac OS X not supporting "forked" files on NTFS. A special workaround "Apple Double" was invented to support storage of different metadata on non-HFS partitions. "Apple Double" does this by converting the file into two separate files. The first new file keeps the original name and contains the data fork of the original file. The second new file has the name of the original file prefixed by a "._" and contains the resource fork of the original file. These "._" files are not shown in OS X, but are visible in Linux, Windows and other environments which is distracting and inconvenient.

Now, support of forked data on NTFS volumes has been added to Paragon NTFS for Mac OS X drivers. The attributes, spotlight comments and other items are placed on NTFS streams - which are nearly the same for NTFS as forks for HFS. They are not shown in Windows so you won't be bothered with dozens of Windows-useless files anymore and all your folders will be neatly organized as they are in OS X.

Additionally, Paragons NTFS for Mac OS X supports Thunderbolt storage devices and automatic updates. Paragon continuously improves NTFS support for Mac's; newer versions will be downloaded and installed automatically.



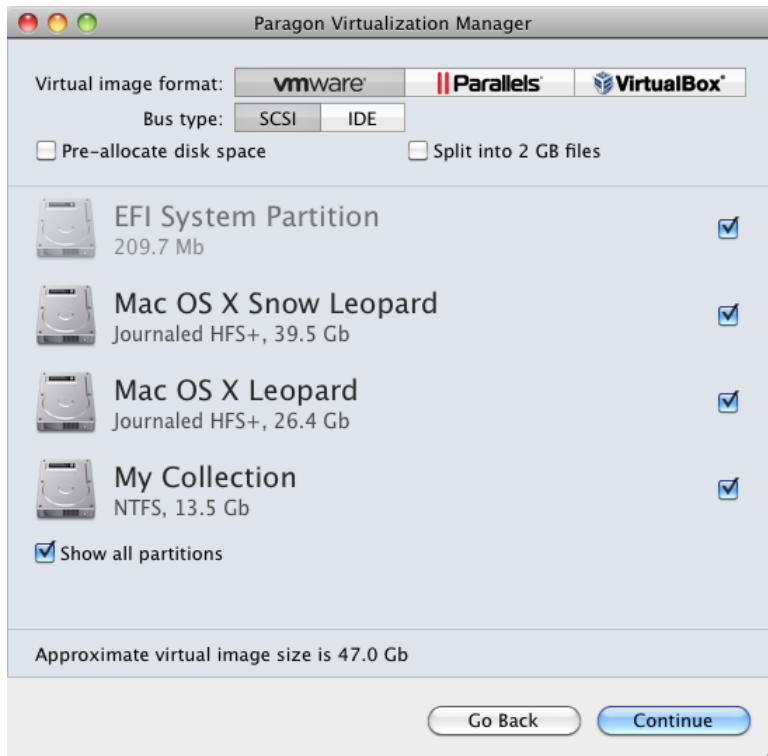
Save Your Software Environment – Go Virtual

Release of new operating systems often causes incompatibility issues between old and new software. Some of old applications won't run at all, others lose their settings. Virtualizing your system leverages the best of both worlds.

A virtual clone of your old environment allows easy migrations to new OSs, access to software updates, testing of new applications and finally transferring your documents and data. It's easy to keep your old (but well-tuned) environment inside a virtual machine on one Mac.

For example: the new OS brought the new version of a well-known developing tool – XCode. How do you guarantee that all your projects will work with new version? If you keep the old XCode inside of a virtual machine you'll be able to build your solutions from the existing source and prepare their updated version without the stress of worrying about file compatibility.

Converting old environments into a virtual clone is fast and easy with Paragon Virtualization Manager for Mac OS X. The straightforward wizard helps prepare the virtual machine with an old Mac OS X Snow Leopard and previous versions in a few clicks. You don't need to worry about file compatibility and losing access to your data.



Try the Future Now

Paragon technology tightly engages the Mac user's preference settings. Proven backup and partitioning solutions as well data management tools are designed to launch on Macs while retaining these settings.

The first solution to natively work in OS X is already available – Camptune X beta. Instead of booting into a special environment to perform volume resize and move, you can adjust them directly in OS X with one click. To keep up with Mac users' high level of expectations, we invite you to take a look and provide your feedback.



Author of the article: Sergey Solomatin

About Paragon Software Group:

Paragon Software Group is an innovative software developer focused on two dynamic growth markets. The company's comprehensive product line for the data storage market addresses the needs of data security, storage and management for PCs, servers and networks. A second portfolio of products focuses on mobile productivity applications for handheld devices. Founded in 1994, Paragon Software has offices in the USA, Germany, Japan, and Russia, delivering its solutions to consumers, small business and enterprise clients worldwide through a network of Value Added Resellers, distributors and OEMs as well as online through the company website. Paragon Software provides technology to a host of world class companies and partners including Cisco, Dell, Toshiba, NEC, Siemens, Microsoft, Motorola, Nokia, and more. For more information please visit the company website at www.paragon-software.com.

Paragon Software is a trademark of Paragon Software Group. All other trademarks are the property of their respective owners.

Paragon Software Website: <http://www.paragon-software.com>

Paragon Software Blog:
<http://blog.paragon-software.com>

Follow Paragon Software on Twitter:
<http://twitter.com/ParagonSoftware>

Connect with Paragon Software on Facebook:
<http://www.facebook.com/pages/Paragon-Software-Group/116815481437?ref=ts&v=wall>